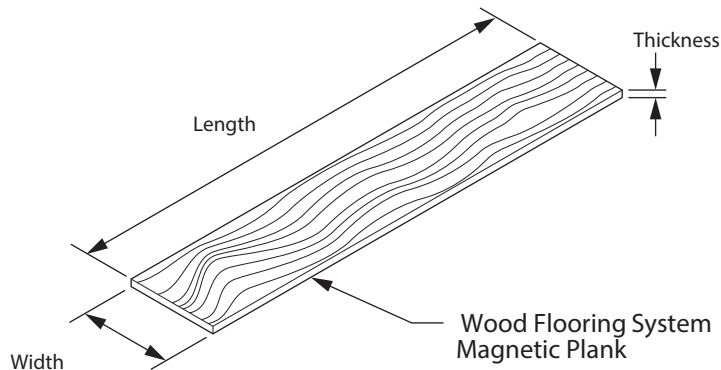
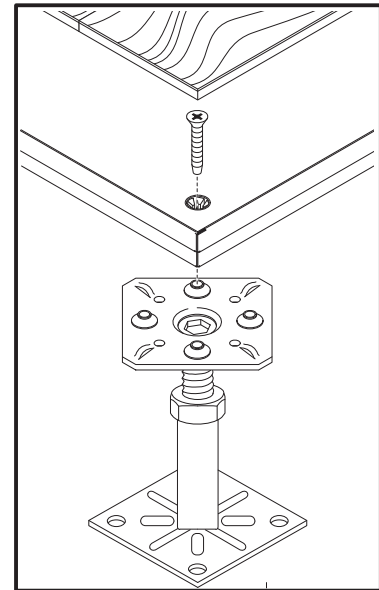
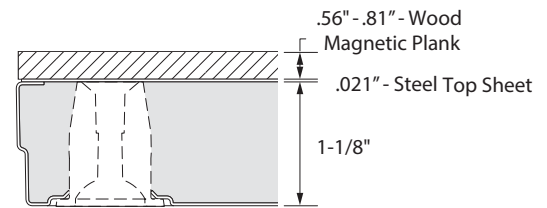


Wood Plank Dimensions



Section View - Wood Plank & Steel Topsheet TecCrete



Typical Wood Magnetic Panel

Specifications:

Wood Magnetic Plank

- Various wood species including White Oak, Hickory, Maple and Other Options
- Wood thickness ranges between .50" - .75" (12.7mm - 19.1mm)
- Magnet layer thickness .06" (1.5mm)

Steel Top Sheet Panel

- Lightweight High-Strength Concrete
- Galvanealed Steel Pan
- Galvanealed Steel Top Sheet
- Panel Size (Nominal): 24" x 24"

Features

- Finished Floor Height: 3" to 63" Standard Special heights available upon request.
- Overall Pedestal Adjustment: $\pm 1"$ height (FFH>6").
- Steel top sheet panel should be protected during construction.
- A flat level raised floor is critical to a successful wood floor system installation.
- Steel top sheet panel to be used with the magnetic wood plank as a raised access floor system.
- Wood planks should be installed just before furniture move in when all heavy construction is complete.
- Temperature to be maintained at a constant level between 55 and 80 degrees F and Relative Humidity between 35% and 60%.
- Planks are engineered hardwood for durability and stability.
- All Lacey Act compliant and responsibly harvested from sustainable forests.

Brand	Length (in)	Width (in)	Thickness (in) (without magnet)	Protection Coating type	FloorScore Certification	Sustainably Sourced	Custom Options
Nydree	Varying lengths up to 47"	4" - 7 1/2"	7/16"	Acrylic	Yes	Yes	Yes

Architect Signature _____ Date _____
 Owner Signature _____ Date _____
 G.C. Signature _____ Date _____