



TECCRETE STONE SYSTEM

Rock Solid, Extraordinary Beauty!
The TecCrete System has been an industry leader for over 30 years as the original concrete surface panel. Now, it has a beautiful stone finish along with its industry leading loading performance. TecCrete Stone combines natural stone aesthetics with best-in-class TecCrete performance.

UNDERSTRUCTURE

Bolted stringer and corner-lock systems

PANEL DIMENSIONS

Imperial - 24" x 24"

THICKNESS


Nominal 1.125" or 1.5"

FEATURES

- Natural stone aesthetics, including variations in shading
- Color and appearance can change based on lighting conditions.
- Monolithic look with an industry leading static and dynamic loading performance
- Solid feel underfoot and high level of acoustical performance
- Height Adjustable from 3"-54"
- Integral finish facilitates quick and easy access to underfloor plenum
- Flat bottom and uniform thickness maximizes underfloor clearance
- 58% recycled content (LEED MR 4.1 & 4.2)
- Greenguard Gold Certification

TECCRETE STONE SYSTEM


COLOR OFFERINGS




P102 DARK STONE




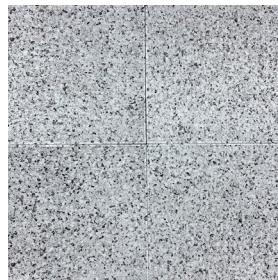

P104 SPECKLED STONE



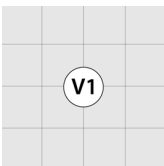
P105 LIGHT STONE



P106 GREY STONE



FINISH SHADE VARIATIONS



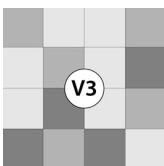
V1 Uniform Appearance

Minimal differences between tiles in the same production run.



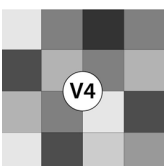
V2 Slight Variation

Tiles with a V2 rating exhibit slight color variation.
The TecCrete Stone falls within the V2 Category.



V3 Moderate Variation

Tiles with a V3 rating show moderate color variation.



V4 Substantial Variation

Tiles with a V4 rating have substantial color variation.

ASTM C627 ROBINSON-TYPE FLOOR TEST

TecCrete Stone passed Cycles 1-10 which classifies it in the moderate abrasion category.

Note: Field applied sealer is recommended

SERVICE REQUIREMENTS	Find required performance level and choose installation method that meets or exceeds it. Performance results are based on cements, tile meeting ANSI A118.1 or tile designated by tile manufacturer.
EXTRA HEAVY	Extra heavy and high-impact use in food plants, dairies, breweries, and kitchens. Requires quarry tile, packing house tile, or tile designated by the manufacturer. (Passes ASTM C627 cycles 1 through 140.)
HEAVY	Shopping malls, stores, commercial kitchens, work areas, laboratories, auto showrooms and service areas, shipping/ receiving, and exterior decks. (Passes ASTM C627 cycles 1 through 115.)
MODERATE	Normal commercial and light institutional use in outside space of restaurants and hospitals. (Passes ASTM C627 cycles 1 through 50.)
LIGHT	Light commercial use in office space, reception areas, kitchens, and bathrooms. (Passes ASTM C627 cycles 1 through 6.)
RESIDENTIAL	Kitchens, bathrooms, and rooms. (Passes ASTM C627 cycles 1 through 3.)